



المركز الفلسطيني  
للبحوث  
السياسية والمسحية  
Palestinian Center for  
POLICY and  
SURVEY RESEARCH

## **Palestinian Center for Policy and Survey Research (PSR)**

Ramallah, Palestine Authority

P O Box 76

Tel (972 2) 296 4933

Fax (972 2) 296 4934

Email: [pcpsr@pcpsr.org](mailto:pcpsr@pcpsr.org)

Website: [www.pcpsr.org](http://www.pcpsr.org)

8 December 2009

### **Special Women-only Public Opinion Poll**

#### **Women, Society, religion and Politics**

3-6 December 2009

These are the results of a special women-only poll conducted by the Palestinian Center for Policy and Survey Research (PSR) for the Olof Palme International Center in Stockholm, Sweden between 03 - 06 December 2009. The poll was conducted in the West Bank and the Gaza Strip and deals with issues related to Palestinian women's views about politics, society and religion. Total size of the sample is 1271 adult women, 808 in the West Bank and 463 in the Gaza Strip, interviewed face to face in 127 randomly selected locations. This is a representative sample of adult women in Palestinian society. For more details of the demographics of the sample, like age, place of residence, education, marital status, and others, see the table at the end of this report. Margin of error is 3%. For further details, contact PSR at tel 02-296 4933 or email [pcpsr@pcpsr.org](mailto:pcpsr@pcpsr.org).

#### **General Findings:**

- 1) Findings show that Palestinian women are highly active in political life and demand a role in politics, but they seem to accept male dominance in this field. In making important decisions, such as a vote, women tend to value modern political considerations, such as party affiliation, more importantly than traditional considerations, such as family or husband wishes. Moreover, gender alone is not a sufficient consideration when voting in elections.**
- 2) Women show high level of confidence in the openness of Palestinian society to women's political participation, but they tend to believe that the system discriminates in favor of men and they demand new legislation to rectify this situation.**
- 3) A majority of women believes that government policies have an impact on their lives, but they are almost equally divided on whether this impact is positive or negative. The percentage of those who believe government policies and decisions have a negative impact on their lives increases in the Gaza Strip and decreases in the West Bank. While women tend to believe that some government services (such as obtaining an ID) are readily available, others (such as access to venues for complaints) are not.**
- 4) Women tend to strongly defend women's right to access to education, work outside the home, receive equal pay, and have equal job opportunities. But they are somewhat less firm**

when religion or traditions seem to intrude: they are less determined regarding equal divorce rights, or ability to travel abroad alone. Indeed, findings show that women are highly sensitive to religious considerations: not many are willing to disregard Shari'a laws. For example, women tend to accept the view that Islam determines what a woman should wear and that *hijab* (covering woman hair) is mandatory.

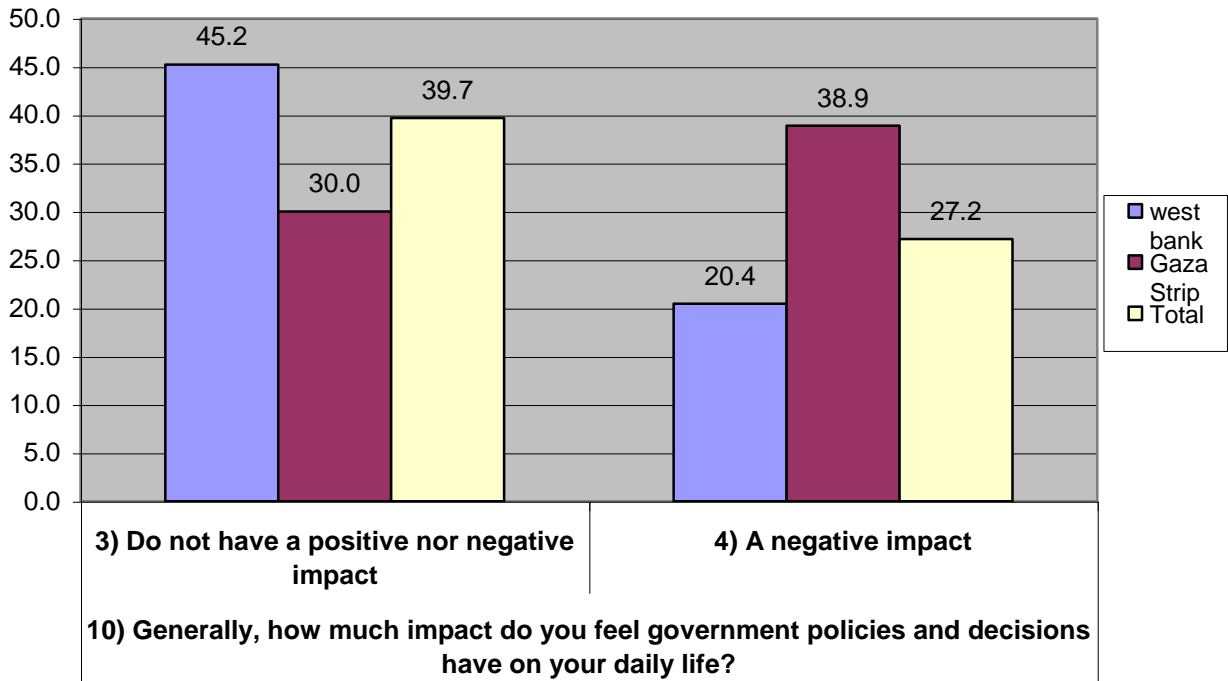
- 5) But when it comes to political values, women tend to be much more liberal: they see no contradiction between Islam and democracy and they believe Islam guarantees equal rights for minorities.
- 6) Women are highly divided on evaluating the performance of various PA public institutions; less than half give positive ratings to most institutions. But Hamas's performance receives much less positive evaluation than that of the PA presidency.
- 7) Women are also divided on their understanding of Hamas domestic agenda, but only a small minority perceives Hamas as equal to Taliban in Afghanistan. Still, more women prefer to see Fateh, rather than Hamas forming the next government even though most women trust none of the existing and well-known political parties and factions

### Detailed Findings:

- 62% of the women interviewed participated in the last Palestinian elections while 38% did not participate. Of those who did not participate, 24% were less than 18 years of age at that time or did not have an ID, while 27% indicated that they had no confidence in the election process or the candidates; 21% indicated that they were busy with house work and did not have time; 6% indicated that they did not participate due to family pressure; and only 3% indicated they had difficulty reaching the voting centers.
- Two thirds of the respondent women indicated that they intend to participate in the next elections and 27% indicated that they did not intend to participate.
- With regard to the most important consideration that normally play a role in voters' choice of candidates or electoral lists, the largest percentage (41%) thought it is the belief in the party, 22% selected the positive media coverage, 19% selected confidence and trust in the candidate and his or her position, and 15% selected family or husband wishes. But when asked about their own personal considerations, a majority of 54% indicated they would vote according to their belief in the party, 26% said they would vote according to their trust in the specific candidate, only 11% said they would vote in accordance with their husband or family wishes and 6% said they would vote for the list that received the most positive media attention.
- 71% of the respondents believe and 28% do not believe that the Palestinian society gives women the right to participate in public life through candidacy and voting. But when asked if they would vote for a woman candidate just because she is a woman, 63% said no and only 36% said yes.
- Two thirds indicated that they believe that discrimination exists between men and women in Palestine and one third believes no such discrimination exists. Perhaps it is for this reason that the overwhelming majority (76%) supports the enactment of legislation that would promote gender equality in all aspects of life. Only 21% are not in favor of such legislation.
- When asked if they believe that government policies and decisions have an impact on their lives, 40% indicated that they believe such policies and decisions have neither positive nor negative impact while 30% indicated they have a positive or highly positive impact and 27% indicated that they have negative or highly negative impact. It is noticeable that the percentage of those who believe government decisions and policies have a negative impact on women's lives increases in the Gaza Strip, reaching 39%, and decreases in the West Bank, standing at 20% (see chart #1 below)

**Chart # 1:**

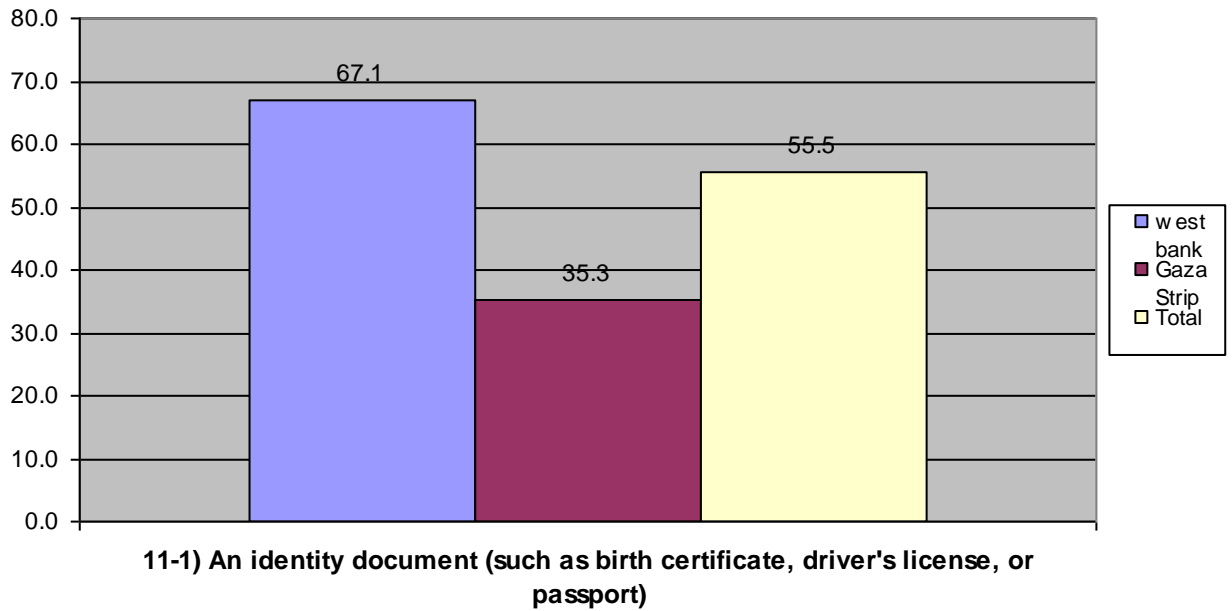
**Belief that government policies and decisions have negative impact on their lives according to area (West Bank vs. Gaza Strip)**



- When asked about specific government services, 56% said that it was easy or very easy to obtain identity documents (such as birth certificate, passport or ID card) while 30% indicated that it was difficult or very difficult and 14% said they have never tried to obtain such documents. But when asked about access to individuals or institutions to file a complaint when their rights are violated, only 15% said access was easy or very easy and 45% indicated it was difficult or very difficult and 38% said they have never tried to gain such access. It is noticeable here too that women in the Gaza Strip tend to believe that access to identity documents is not easy. See chart # 2 below.

**Chart # 2:**

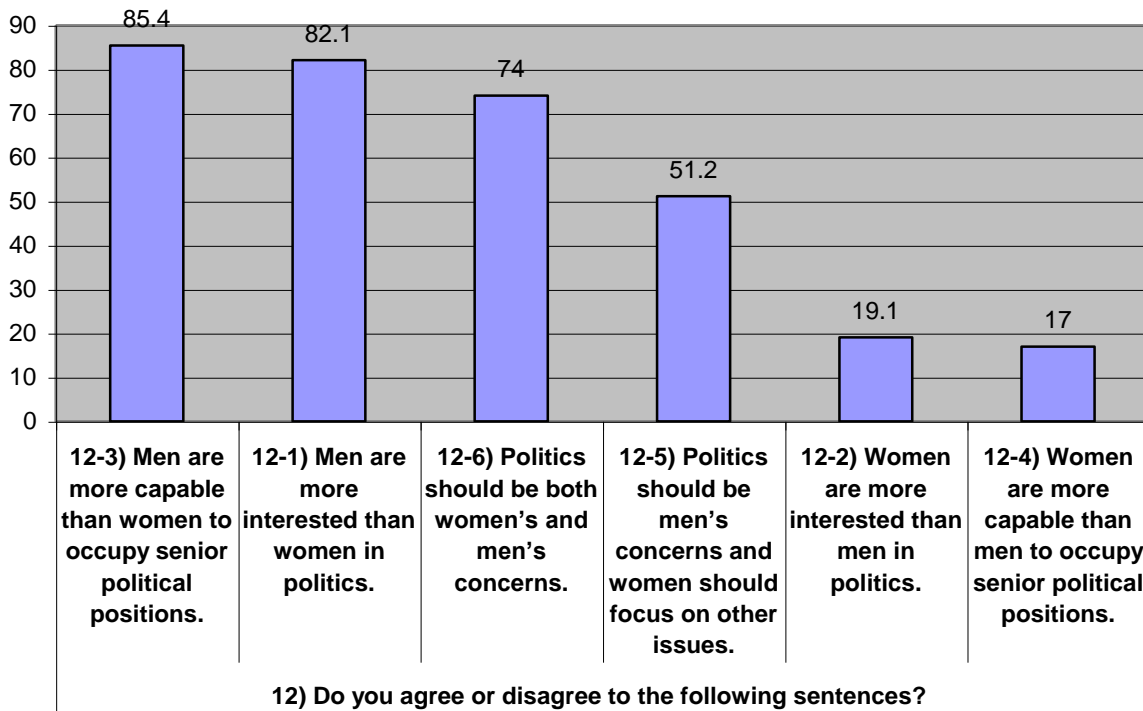
**Belief that access to government services, such as obtaining identity documents, is easy according to area (West Bank vs. Gaza Strip)**



- When asked about their beliefs regarding differences between males and females, an overwhelming majority of **85%** agreed or strongly agreed with the statement that men are more capable than women to occupy senior political positions and only 17% agreed or strongly agreed with the opposite statement that women are more capable than men to occupy senior political positions. Similarly, **82%** agreed or strongly agreed with the statement that men are more interested than women in politics, and only 19% agreed or strongly agreed with the opposite statement that women are more interested than men in politics. But when asked whether politics should be men's concern and that women should focus on other issues, only **51%** agreed or strongly agreed (only 8% strongly agreed) with that. Moreover, three quarters (74%) agreed or strongly agreed with the statement that politics should be both women's and men's concerns. It is noticeable that the percentage of women who believe that politics should be men's concern is higher in the Gaza Strip (56%) than in the West Bank (49%). See chart # 3 below.

**Chart # 3:**

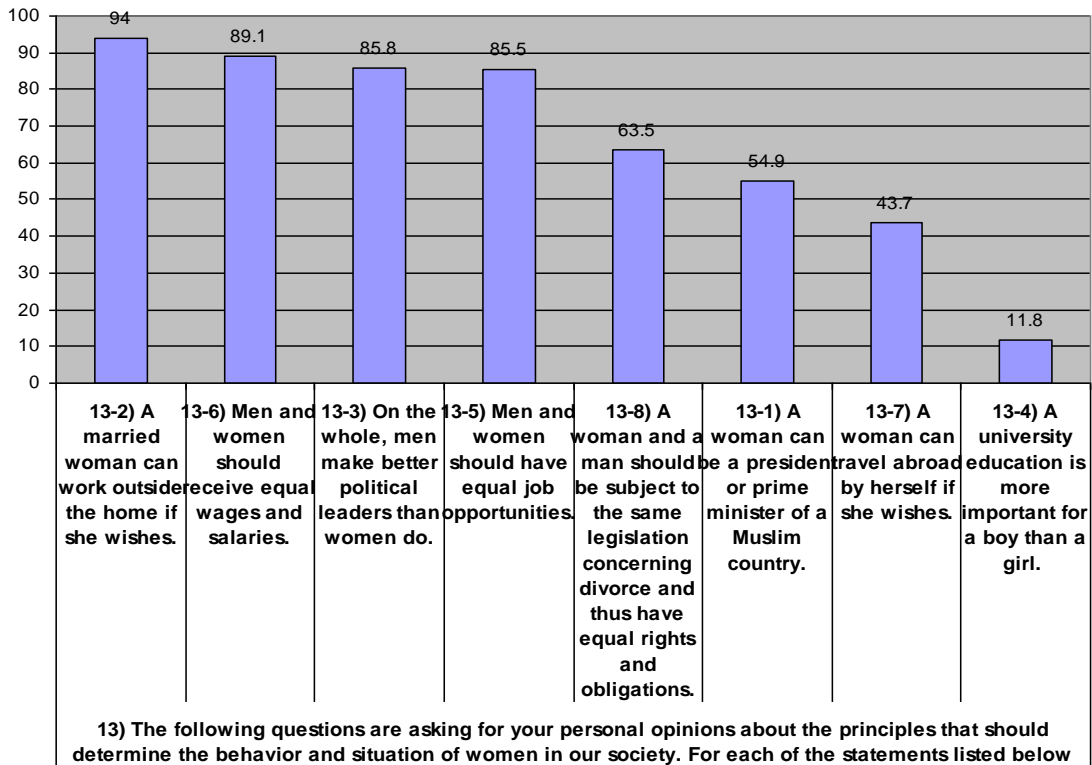
**Agree or strongly agree with various statements on differences between women and men**



- Respondents were also asked to agree or strongly agree with a variety of issues related to Palestinian politics and society. Findings show that a majority of **94%** agree or strongly agree and 6% disagree or strongly disagree with the view that a married woman can work outside her home if she wishes; **89%** agree or strongly agree and 11% disagree or strongly disagree with the statement that men and women should receive equal wages and salaries; **86%** agree or strongly agree and 13% disagree or strongly disagree with the statement that on the whole, men make better political leaders than women; **85%** agree or strongly agree and 14% disagree or strongly disagree with the statement that men and women should have equal job opportunities; **64%** agree or strongly agree and 33% disagree or strongly disagree with the statement that women and men should be subject to the same legislation concerning divorce and thus have equal rights and obligations; **55%** agree or strongly agree and 44% disagree or strongly disagree with the statement that a woman can be a president or prime minister in a Muslim country; **44%** agree or strongly agree and 56% disagree or strongly disagree with the statement that a woman can travel abroad by herself if she wishes; and finally **12%** agree or strongly agree and 88% disagree or strongly agree that a university education is more important for a boy than a girl. See chart # 4 below.

**Chart # 4:**

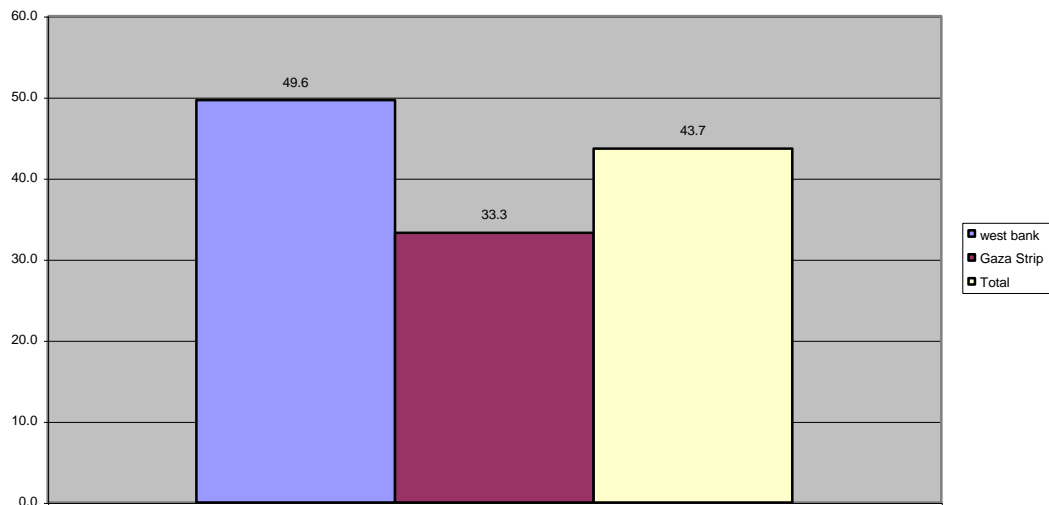
**Agree or strongly agree with various statements on Palestinian politics and society**



- It is noticeable that the percentage of women who agree or strongly agree with the statement that a woman can travel abroad by herself if she wishes is smaller in the Gaza Strip (33%) than in the West Bank (50%), see chart # 5 below.

**Chart # 5:**

**Percentage of women who agree or strongly agree that a woman can travel abroad by herself if she wishes according to area (West Bank vs. Gaza Strip)**

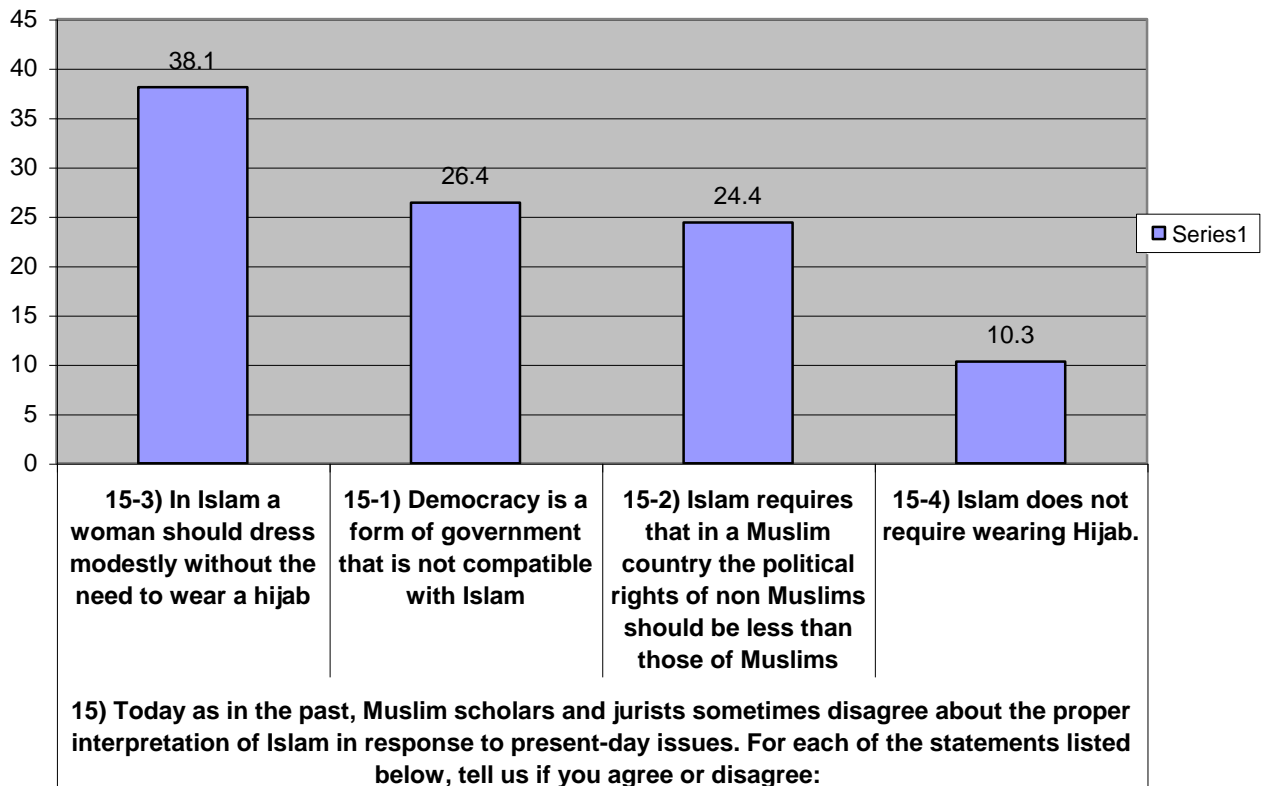


**13-7) A woman can travel abroad by herself if she wishes.**

- Respondents were asked to rate the importance of three principles in the formation of Palestinian laws and regulations. 76% rated as important or very important the principle that government and parliament should enact laws according to the wishes of the people in some areas and implement Shari'a in others; 72% rated as important or very important the principle that government and parliament should make laws according to the wishes of the people; and 65% rated as important or very important the principle that government should implement only the laws of Shari'a.
- Respondents were also asked to agree or disagree with statements related to Islam in politics and society. Findings show that more than two thirds (68%) disagree with the statement that democracy is a form of government that is not compatible with Islam and 26% agree or strongly agree with the statement. Moreover, about three quarters (74%) disagree with the statement that Islam requires that in a Muslim country the political rights of non-Muslims should be less than those of Muslims and 24% agree or strongly agree with that statement. But 89% disagree or strongly disagree with the statement that Islam does not require wearing Hijab while only 10% agree or strongly agree with that statement. But when asked whether in Islam a woman should dress modestly without the need to wear a Hijab, 38% agreed or strongly agreed with that statement while 61% disagreed or strongly disagreed with it. See chart # 6 below

**Chart # 6:**

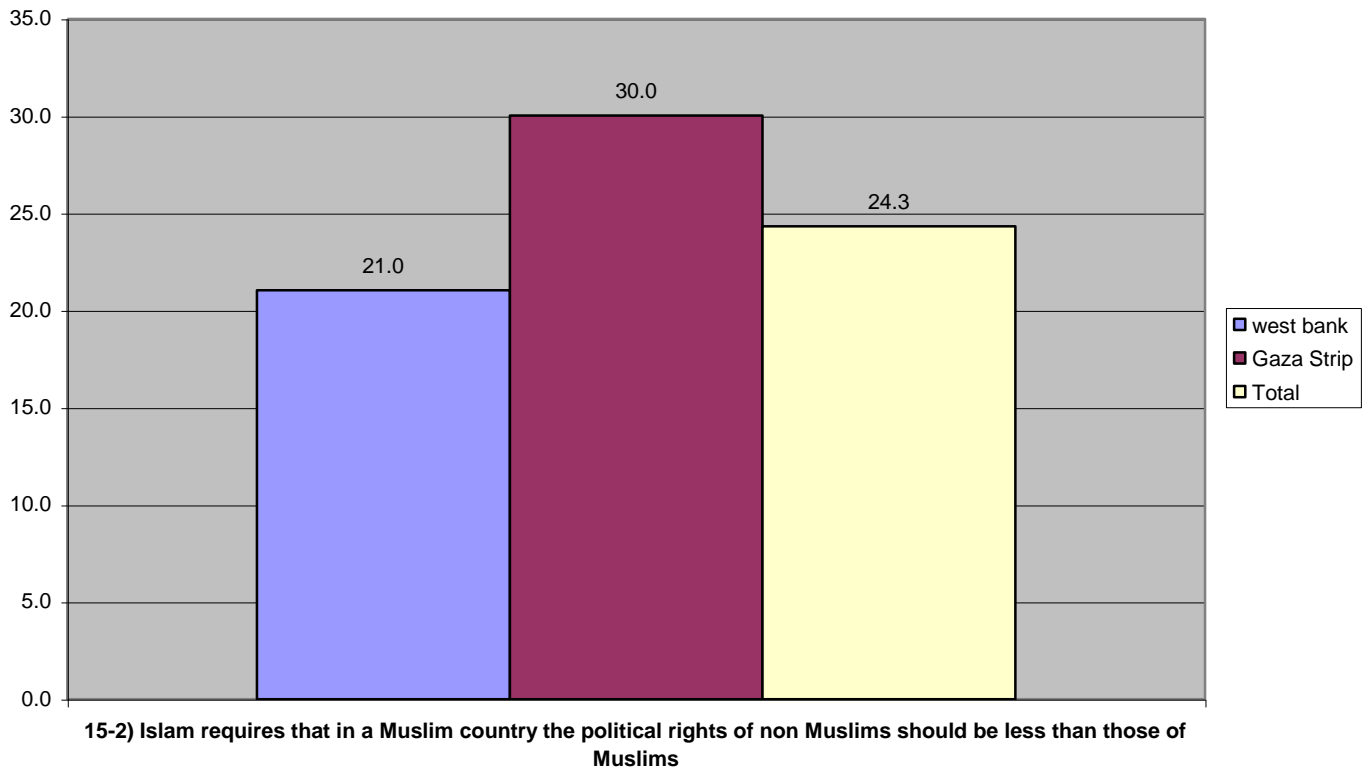
**Agree or strongly agree with statements related to Islam in politics and society**



It is noticeable here too that women in the Gaza Strip tend to be less liberal than women in the West Bank. For example, the percentage of those who agree or strongly agree with the statement that in a Muslim country the political rights of non-Muslims should be less than those of Muslims reaches 30% in the Gaza Strip compared to 21% in the West Bank, see chart # 7 below.

**Chart # 7:**

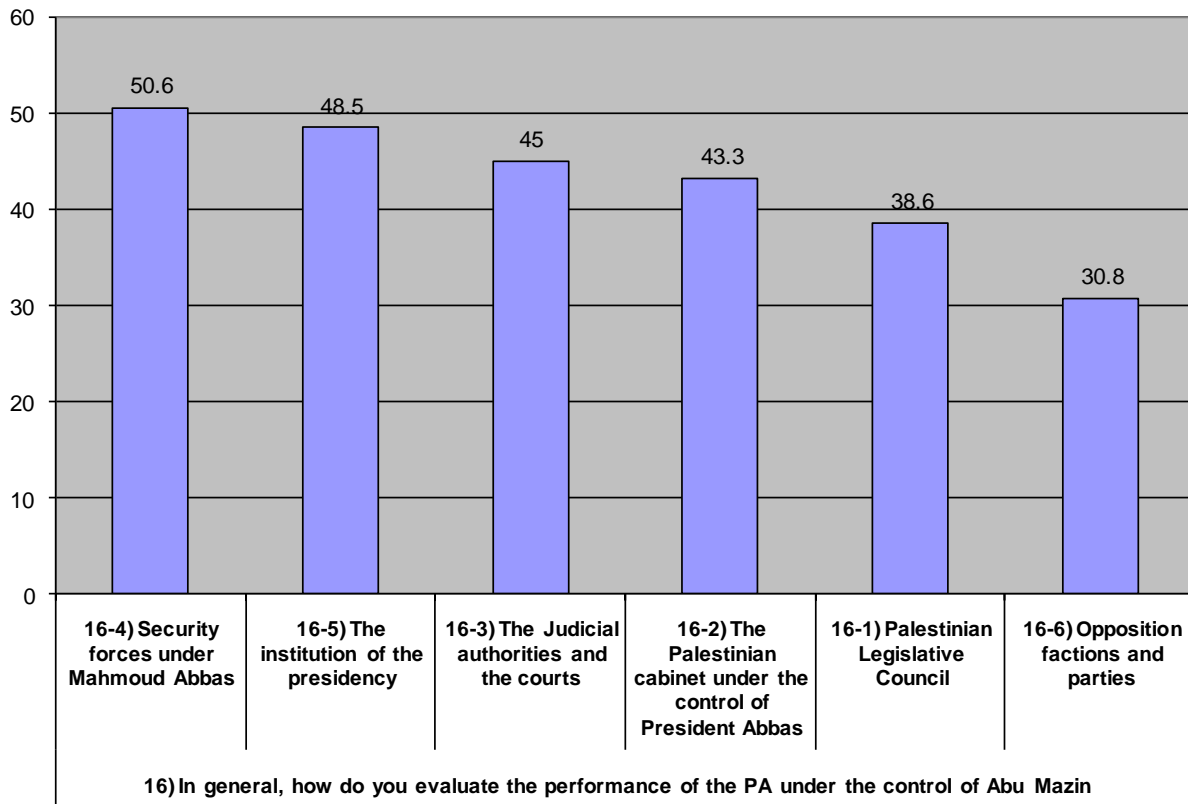
**Percentage of women who agree or strongly agree with the statement that in a Muslim country the political rights of non-Muslims should be less than those of Muslims according to area (West Bank vs. Gaza Strip)**



- Respondents were asked to evaluate the performance of various public institutions of the Palestinian Authority headed by president Mahmud Abbas. The greatest positive rating (described as good or very good) went to security forces under Abbas (51%), followed by the institution of the presidency (49%), judicial authorities and courts (45%), the cabinet under Abbas (43%), the Palestinian Legislative Council (39%), and finally opposition factions and parties (31%). See chart # 8 below.

**Chart # 8:**

**Positive evaluation of various public institutions of the PA under Mahmud Abbas**

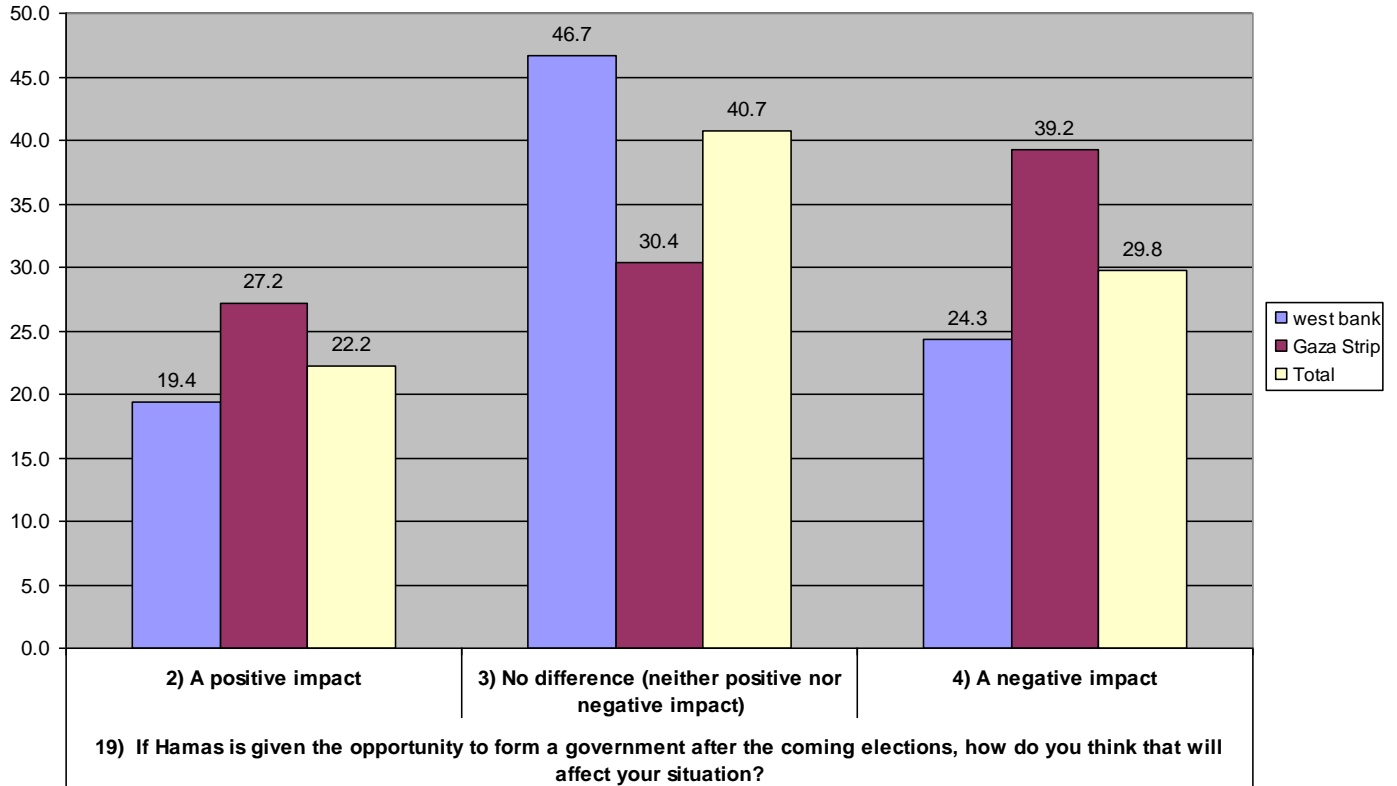


- When asked to evaluate the performance of Hamas since the last elections, 33% described it as good or very good while 31% described it as bad or very bad and 26% described it as neither bad nor good. When asked to speculate about Hamas's domestic political goals, respondents were divided: while at one extreme only 18% believed that its goal is the establishment of state that guarantees basic freedoms such as the freedom of the press, multiparty system, and periodic elections with Islamic Shari'a being one source of legislation, a smaller percentage (12%) selected the other extreme: the establishment of a state that rules in accordance of Shari'a as the case was under Taliban in Afghanistan. In the middle between these two extremes, 22% believed Hamas's goal is the establishment of a state that guarantees basic freedoms but where Shari'a is the only source of legislation; 14% believed the goal is the establishment of a state like other Arab states in Egypt, Jordan, and Syria; and 13% believed its goal is the establishment of a state that rules in accordance of Islamic Shari'a just like in Saudi Arabia.
- Only 22% believe that if Hamas is given the opportunity to form a government after the next elections, such development would have a positive or highly positive impact on their situation while 30% believe it would have a negative or highly negative impact; 41% say it would have no impact, positive or negative. Things would be different for the respondents if Fateh was given the opportunity to form the next government: 36% say that such development would have a positive or highly positive impact while only 16% say it would have a negative or highly negative impact and 41% say it would have no impact on their situation. Women in the Gaza Strip tend to be more certain than women in the West Bank that a victory of Fateh or Hamas will have either a positive or a negative impact on

them and in general women in Gaza tend to believe that a Fateh victory is better for them than a Hamas victory, see charts # 9 and # 10 below.

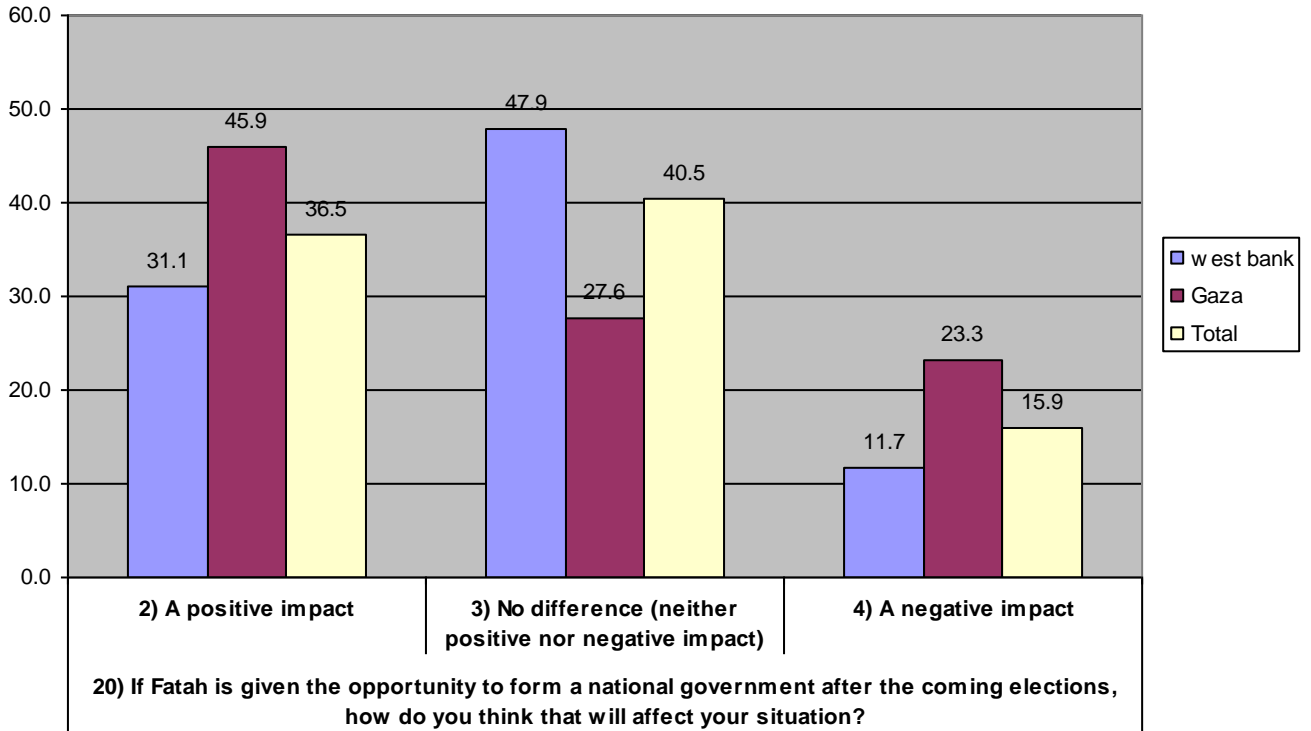
**Chart # 9:**

**Views of women on the impact of a Hamas government after the next elections according to area (West Bank vs. Gaza Strip)**



**Chart # 10:**

**Views of women on the impact of a Fatah government after the next elections according to area (West Bank vs. Gaza Strip)**



- Finally, respondents did not express a lot of confidence in all known parties and factions. When asked whether any of the established and well-known Palestinian political parties represent their views and political values, only 38% replied affirmatively while a majority of 56% said no.

## Sample Demographics:

<b>Governorates:</b>	All 16 Palestinian governorates in the West Bank and the Gaza Strip are included in the sample which was selected based on size of population in each governorate.
<b>Place of residence:</b>	43% in cities, 39% in villages and towns, and 18% in refugee camps
<b>Age groups:</b>	age groups are consistent with census data for adult population:. 8-22 (13%), 23-27 (14%), 28-32% (15%), 33-37 (15%), 38-42: (12%), 43-47 (11%), 48-52 (9%), and more than 52 (13%).
<b>Refugee status:</b>	42% refugees and 59% non-refugees
<b>Education:</b>	Illiterates (7%), Elementary / six years of education (15%), Preparatory / nine years of education (27%), Secondary / twelve years of education (32%), college / two years of college education (8%), and BA and MA education (12%)
<b>Occupation:</b>	Students (7%), Housewives (80%), Employees (7%), Other occupations such as laborer, merchants, farmers, retired employees, professionals, etc (6%).
<b>Work sector:</b>	5% in public sector, 5% in private sector, and 90% unemployed outside the house
<b>Social Status:</b>	15% unmarried, 80% married, 6% others
<b>Family members</b>	1-3: 13%; 4: 10%; 5: 13%; 6: 16%; 7: 13%; 8: 12%; 9: 7%; 10: 6%; over 10: 9%
<b>Income</b>	Much less than NIS 1800: 20% Less than NIS 1800: 27% Same as NIS 1800: 20% More than NIS 1800: 26% Much more than NIS 1800: 8%
<b>Religion</b>	Muslim: 98% Christian: 2%

**Palestinian Center for Policy and Survey Research (PSR)**  
**Ramallah – Palestine**  
 Surveying Palestinian women opinions

	Total	West Bank	Gaza Strip
<b>01) Have you participated (voted) in the previous elections?</b>			
1) Yes	62.2	59.1	67.8
2) No	37.8	40.9	32.2
3) No Opinion/don't know	0.0	0.0	0.0
	<b>Total</b>	<b>West Bank</b>	<b>Gaza Strip</b>
<b>02) If you didn't participate (vote) in the previous elections, Why?</b>			
1) Difficulty in reaching the voting centers	3.1	3.2	2.9
2) Busy with house work/ didn't have time	21.5	24.4	15.1
3) Pressures from spouse and/or family	5.6	3.3	10.6
4) I didn't believe in elections or the candidates	26.8	26.4	27.5
5) Less than 18	19.8	19.6	20.2
6) did not have ID	4.4	1.9	9.9
7) Other reason	18.0	19.9	13.7
8) No opinion/Don't know	0.9	1.3	0.0
	<b>Total</b>	<b>West Bank</b>	<b>Gaza Strip</b>
<b>03) Do you intend to participate (vote) in the coming elections?</b>			
1) Yes	67.6	66.3	69.8
2) No	26.8	27.9	24.9
3) No Opinion/don't know	5.6	5.8	5.3
	<b>Total</b>	<b>West Bank</b>	<b>Gaza Strip</b>
<b>04) In your opinion, what do you think is the most important factor when women choose the candidate/party they want to vote for?</b>			
1) Belief in the party they are voting for.	41.3	38.6	46.0
2) Trust in a specific person (candidate/politician).	18.7	18.2	19.6
3) Positive media attention.	21.6	23.6	18.1
4) Families/husbands wishes.	14.6	15.2	13.6
5) Other reasons.	1.1	1.0	1.1
6) No Opinion/don't know	2.7	3.3	1.6
	<b>Total</b>	<b>West Bank</b>	<b>Gaza Strip</b>
<b>05) What about you? How would you vote?</b>			
1) I'll vote according to my beliefs in a specific party.	53.6	54.3	52.4
2) I'll vote according to my trust in specific person.	25.5	24.3	27.6
3) I'll vote on the party or candidate who get the most positive media attention.	5.7	5.1	6.9
4) I'll vote according to my husband/family wish.	10.8	11.7	9.3
5) Other reason.	1.7	1.9	1.4
6) No Opinion/don't know	2.7	2.8	2.5

	Total	West Bank	Gaza Strip
<b>06) Do you think that our society gives women their right to participate in public life whether through voting or candidacy?</b>			
1) Yes	71.3	68.5	76.0
2) No	27.6	29.9	23.5
3) No Opinion/don't know	1.1	1.5	0.5
	<b>Total</b>	<b>West Bank</b>	<b>Gaza Strip</b>
<b>07) If a women runs for presidential elections, would you vote for her because she is a woman?</b>			
1) Yes	35.7	33.7	39.2
2) No	63.2	65.5	59.1
3) No Opinion/don't know	1.1	0.8	1.6
	<b>Total</b>	<b>West Bank</b>	<b>Gaza Strip</b>
<b>08) Do you think there is discrimination between men and women in Palestine?</b>			
1) Yes	66.1	66.8	64.8
2) No	33.1	32.1	34.7
3) No Opinion/don't know	0.8	1.1	0.5
<b>09) Would you prefer a strong legislative intervention to legislate and promote gender equality in all aspects of our lives?</b>			
1) Yes	76.4	76.6	76.1
2) No	21.4	20.7	22.5
3) No Opinion/don't know	2.2	2.7	1.4
	<b>Total</b>	<b>West Bank</b>	<b>Gaza Strip</b>
<b>10) Generally, how much impact do you feel government policies and decisions have on your daily life?</b>			
1) A large positive impact	3.8	3.7	3.8
2) A positive impact	25.7	25.7	25.7
3) Do not have a positive nor negative impact	39.7	45.2	30.0
4) A negative impact	17.3	13.7	23.4
5) A large negative impact	9.9	6.7	15.4
6) No opinion/Don't know	3.7	5.0	1.6
	<b>Total</b>	<b>West Bank</b>	<b>Gaza Strip</b>
<b>11) Based on your experience, how easy or difficult is it to obtain the following administrative or social services from the government?</b>			
<b>11-1) An identity document (such as birth certificate, driver's license, or passport)</b>			
1) Very Easy	13.6	19.0	4.3
2) Easy	41.9	48.2	31.0
3) Difficult	21.1	16.5	29.3
4) Very Difficult	8.4	4.8	14.7
5) Never tried	14.1	10.5	20.3
6) No opinion/Don't know	0.8	1.1	0.5
7) Decline to answer	0.0	0.0	0.0
	<b>Total</b>	<b>West Bank</b>	<b>Gaza Strip</b>
<b>11-2) Access to individuals or institutions to file a complaint when your rights are violated</b>			
1) Very Easy	1.7	2.2	0.9
2) Easy	13.4	14.0	12.4
3) Difficult	27.3	27.5	26.8
4) Very Difficult	17.5	16.7	18.9
5) Never tried	38.3	37.5	39.9
6) No opinion/Don't know	1.6	1.9	1.1
7) Decline to answer	0.1	0.1	0.0

	Total	West Bank	Gaza Strip
<b>12) Do you agree or disagree to the following sentences?</b>			
<b>12-1) Men are more interested than women in politics.</b>			
1) Strongly agree	28.4	28.1	28.9
2) Agree	53.6	52.8	55.0
3) Oppose	15.8	16.3	14.7
4) Strongly Oppose	0.9	1.0	0.7
5) No Opinion/Don't know	1.4	1.7	0.7
	<b>Total</b>	<b>West Bank</b>	<b>Gaza Strip</b>
<b>12-2) Women are more interested than men in politics.</b>			
1) Strongly agree	1.4	0.6	2.8
2) Agree	17.6	16.9	18.9
3) Oppose	74.8	75.7	73.3
4) Strongly Oppose	4.6	4.5	4.6
5) No Opinion/Don't know	1.6	2.2	0.5
<b>12-3) Men are more capable than women to occupy senior political positions.</b>			
1) Strongly agree	31.6	30.8	33.0
2) Agree	53.8	52.2	56.7
3) Oppose	13.2	15.1	9.8
4) Strongly Oppose	0.8	1.0	0.2
5) No Opinion/Don't know	0.6	0.9	0.2
<b>12-4) Women are more capable than men to occupy senior political positions.</b>			
1) Strongly agree	1.5	1.4	1.7
2) Agree	15.5	16.9	13.1
3) Oppose	74.9	73.7	77.1
4) Strongly Oppose	6.2	5.6	7.2
5) No Opinion/Don't know	1.9	2.4	0.9
<b>12-5) Politics should be men's concerns and women should focus on other issues.</b>			
1) Strongly agree	8.2	8.9	7.0
2) Agree	43.1	39.8	48.8
3) Oppose	42.1	44.1	38.8
4) Strongly Oppose	5.2	5.4	4.7
5) No Opinion/Don't know	1.4	1.8	0.7
	<b>Total</b>	<b>West Bank</b>	<b>Gaza Strip</b>
<b>12-6) Politics should be both women's and men's concerns.</b>			
1) Strongly agree	10.6	10.1	11.5
2) Agree	63.4	63.4	63.2
3) Oppose	24.2	24.3	23.9
4) Strongly Oppose	0.7	0.6	0.9
5) No Opinion/Don't know	1.2	1.6	0.4
	<b>Total</b>	<b>West Bank</b>	<b>Gaza Strip</b>
<b>13) The following questions are asking for your personal opinions about the principles that should determine the behavior and situation of women in our society. For each of the statements listed below</b>			
<b>13-1) A woman can be a president or prime minister of a Muslim country.</b>			
1) Strongly agree	6.2	5.6	7.3
2) Agree	48.7	52.4	42.2
3) Oppose	35.3	32.7	40.0
4) Strongly Oppose	8.7	8.4	9.3
5) No Opinion/Don't know	1.0	1.0	1.1

<b>13-2) A married woman can work outside the home if she wishes.</b>			
1) Strongly agree	21.9	20.0	25.2
2) Agree	72.1	73.8	69.1
3) Oppose	4.9	4.7	5.3
4) Strongly Oppose	1.0	1.3	0.5
5) No Opinion/Don't know	0.1	0.1	0.0
	<b>Total</b>	<b>West Bank</b>	<b>Gaza Strip</b>
<b>13-3) On the whole, men make better political leaders than women do.</b>			
1) Strongly agree	26.4	24.6	29.5
2) Agree	59.4	58.2	61.5
3) Oppose	12.4	14.9	8.1
4) Strongly Oppose	1.0	1.2	0.7
5) No Opinion/Don't know	0.8	1.1	0.2
	<b>Total</b>	<b>West Bank</b>	<b>Gaza Strip</b>
<b>13-4) A university education is more important for a boy than a girl.</b>			
1) Strongly agree	2.3	2.0	2.7
2) Agree	9.5	7.2	13.4
3) Oppose	51.8	52.9	50.1
4) Strongly Oppose	36.3	37.8	33.8
5) No Opinion/Don't know	0.1	0.1	0.0
	<b>Total</b>	<b>West Bank</b>	<b>Gaza Strip</b>
<b>13-5) Men and women should have equal job opportunities.</b>			
1) Strongly agree	17.6	17.9	16.9
2) Agree	67.9	68.7	66.4
3) Oppose	13.6	12.4	15.7
4) Strongly Oppose	0.8	0.8	0.7
5) No Opinion/Don't know	0.2	0.3	0.2
	<b>Total</b>	<b>West Bank</b>	<b>Gaza Strip</b>
<b>13-6) Men and women should receive equal wages and salaries.</b>			
1) Strongly agree	24.9	24.5	25.5
2) Agree	64.2	65.1	62.6
3) Oppose	9.3	8.7	10.4
4) Strongly Oppose	1.2	1.4	0.9
5) No Opinion/Don't know	0.4	0.3	0.7
	<b>Total</b>	<b>West Bank</b>	<b>Gaza Strip</b>
<b>13-7) A woman can travel abroad by herself if she wishes.</b>			
1) Strongly agree	4.9	5.7	3.4
2) Agree	38.8	43.9	29.8
3) Oppose	40.3	38.8	43.0
4) Strongly Oppose	15.4	10.9	23.3
5) No Opinion/Don't know	0.6	0.6	0.5
	<b>Total</b>	<b>West Bank</b>	<b>Gaza Strip</b>
<b>13-8) A woman and a man should be subject to the same legislation concerning divorce and thus have equal rights and obligations.</b>			
1) Strongly agree	8.4	7.6	9.7
2) Agree	55.1	54.3	56.5
3) Oppose	26.3	28.5	22.6
4) Strongly Oppose	7.0	6.7	7.5
5) No Opinion/Don't know	3.1	2.9	3.6

	Total	West Bank	Gaza Strip
<b>14) In your opinion, how important is each of the following principles as a guide for making the laws of our country</b>			
<b>14-1) The government and parliament should make laws according to the wishes of the people</b>			
1) Very important	19.4	19.6	19.0
2) Important	52.8	51.2	55.6
3) Not important	23.3	24.3	21.6
4) Not important at all	2.5	2.1	3.3
5) No opinion/Don't know	1.9	2.8	0.5
	<b>Total</b>	<b>West Bank</b>	<b>Gaza Strip</b>
<b>14-2) The government should implement only the laws of the sharia</b>			
1) Very important	19.7	20.5	18.4
2) Important	44.9	47.2	41.0
3) Not important	31.4	28.1	37.0
4) Not important at all	1.8	1.3	2.7
5) No opinion/Don't know	2.2	3.0	0.9
	<b>Total</b>	<b>West Bank</b>	<b>Gaza Strip</b>
<b>14-3) The government and parliament should make laws according to the wishes of the people in some areas and implement sharia in others</b>			
1) Very important	21.6	20.4	23.8
2) Important	53.9	55.0	52.1
3) Not important	19.4	18.9	20.2
4) Not important at all	2.1	2.0	2.1
5) No opinion/Don't know	3.0	3.7	1.8
	<b>Total</b>	<b>West Bank</b>	<b>Gaza Strip</b>
<b>15) Today as in the past, Muslim scholars and jurists sometimes disagree about the proper interpretation of Islam in response to present-day issues. For each of the statements listed below, tell us if you agree or disagree</b>			
<b>15-1) Democracy is a form of government that is not compatible with Islam</b>			
1) Strongly agree	3.1	3.5	2.5
2) Agree	23.3	23.5	22.8
3) Oppose	56.2	54.9	58.4
4) Strongly oppose	12.1	11.9	12.4
5) No opinion/Don't know	5.3	6.2	3.9
<b>15-2) Islam requires that in a Muslim country the political rights of non Muslims should be less than those of Muslims</b>			
1) Strongly agree	2.2	1.2	3.9
2) Agree	22.3	20.0	26.2
3) Oppose	63.5	65.7	59.6
4) Strongly oppose	10.2	11.0	8.7
5) No opinion/Don't know	1.9	2.1	1.6
	<b>Total</b>	<b>West Bank</b>	<b>Gaza Strip</b>
<b>15-3) In Islam a woman should dress modestly without the need to wear a hijab</b>			
1) Strongly agree	5.1	4.3	6.6
2) Agree	32.9	35.5	28.5
3) Oppose	42.0	43.8	38.8
4) Strongly oppose	19.4	15.6	26.1
5) No opinion/Don't know	0.6	0.9	0.0
	<b>Total</b>	<b>West Bank</b>	<b>Gaza Strip</b>
<b>15-4) Islam does not require wearing Hijab</b>			
1) Strongly agree	2.8	1.7	4.8
2) Agree	7.5	5.7	10.6
3) Oppose	49.0	50.6	46.2

4) Strongly oppose	39.7	40.8	37.8
5) No opinion/Don't know	1.0	1.3	0.7
	<b>Total</b>	<b>West Bank</b>	<b>Gaza Strip</b>
<b>16) In general, how do you evaluate the performance of the PA under the control of Abu Mazin</b>			
<b>16-1) Palestinian Legislative Council</b>			
1) Very good	9.2	8.1	11.1
2) Good	29.4	29.8	28.6
3) Not good and not bad	24.7	25.0	24.2
4) Bad	18.1	15.3	23.0
5) Very bad	8.9	9.2	8.4
6) No opinion/Don't know	9.8	12.7	4.7
	<b>Total</b>	<b>West Bank</b>	<b>Gaza Strip</b>
<b>16-2) The Palestinian cabinet under the control of President Abbas</b>			
1) Very good	9.3	7.5	12.5
2) Good	34.0	37.0	28.8
3) Not good and not bad	22.3	22.0	22.9
4) Bad	17.6	14.5	22.9
5) Very bad	7.9	7.8	8.2
6) No opinion/Don't know	8.9	11.2	4.8
	<b>Total</b>	<b>West Bank</b>	<b>Gaza Strip</b>
<b>16-3) The Judicial authorities and the courts</b>			
1) Very good	7.4	6.9	8.4
2) Good	37.6	39.6	34.3
3) Not good and not bad	18.9	18.2	20.1
4) Bad	17.0	13.7	22.7
5) Very bad	5.3	4.7	6.1
6) No opinion/Don't know	13.8	16.9	8.4
	<b>Total</b>	<b>West Bank</b>	<b>Gaza Strip</b>
<b>16-4) Security forces under Mahmoud Abbas</b>			
1) Very good	13.0	14.5	10.2
2) Good	37.6	40.3	33.0
3) Not good and not bad	18.0	17.0	19.7
4) Bad	17.7	14.1	24.1
5) Very bad	6.0	5.2	7.3
6) No opinion/Don't know	7.7	8.8	5.7
	<b>Total</b>	<b>West Bank</b>	<b>Gaza Strip</b>
<b>16-5) The institution of the presidency</b>			
1) Very good	8.6	8.0	9.5
2) Good	40.0	42.8	35.0
3) Not good and not bad	18.0	16.5	20.5
4) Bad	16.8	12.6	24.1
5) Very bad	5.1	4.6	6.1
6) No opinion/Don't know	11.6	15.5	4.8
	<b>Total</b>	<b>West Bank</b>	<b>Gaza Strip</b>
<b>16-6) Opposition factions and parties</b>			
1) Very good	4.3	3.1	6.4
2) Good	26.5	23.8	31.2
3) Not good and not bad	25.1	25.6	24.2
4) Bad	21.6	20.6	23.2
5) Very bad	7.6	7.5	7.9
6) No opinion/Don't know	14.9	19.4	7.1

	Total	West Bank	Gaza Strip
<b>17) In general, how do you evaluate the performance of Hamas since the last elections?</b>			
1) Very good	8.1	7.9	8.6
2) Good	25.2	22.5	29.9
3) Not good and not bad	26.5	27.0	25.5
4) Bad	18.8	19.9	16.9
5) Very bad	12.2	9.3	17.3
6) No opinion/Don't know	9.1	13.3	1.8
	<b>Total</b>	<b>West Bank</b>	<b>Gaza Strip</b>
<b>18) And regarding domestic Palestinian affairs, what do you think the goal of Hamas is?</b>			
1) The establishment of a state that guarantees basic freedoms such as freedom of the press, multiparty system, and periodic elections whereby Islamic Sharia is one of the sources of legislation	18.1	15.3	22.9
2) The establishment of a state that guarantees basic freedoms such as freedom of the press, multiparty system, and periodic elections whereby Islamic Sharia is the only sources of legislation	21.8	22.9	20.1
3) The establishment of a state like other Arab states in Egypt, Jordan and Syria	14.3	12.8	16.9
4) The establishment of a state that rules in accordance of Islamic Sharia just like in Saudia Arabia	13.4	14.9	10.9
5) The establishment of a state the rules in accordance of Sharia just like it was under the Taliban in Afghanistan	11.7	10.6	13.6
6) Others.	3.8	3.9	3.8
7) DK/NA	16.8	19.7	11.8
	<b>Total</b>	<b>West Bank</b>	<b>Gaza Strip</b>
<b>19) If Hamas is given the opportunity to form a government after the coming elections, how do you think that will affect your situation?</b>			
1) A large positive impact	3.8	2.7	5.7
2) A positive impact	18.5	16.7	21.6
3) No difference (neither positive nor negative impact)	40.7	46.7	30.4
4) A negative impact	20.2	17.6	24.6
5) A large negative impact	9.6	6.7	14.6
6) No opinion/Don't know	7.3	9.6	3.1

	<b>Total</b>	<b>West Bank</b>	<b>Gaza Strip</b>
<b>20) If Fatah is given the opportunity to form a national government after the coming elections, how do you think that will affect your situation?</b>			
1) A large positive impact	8.2	5.2	13.5
2) A positive impact	28.3	25.9	32.3
3) No difference (neither positive nor negative impact)	40.5	47.9	27.7
4) A negative impact	12.5	8.4	19.7
5) A large negative impact	3.4	3.2	3.7
6) No opinion/Don't know	7.1	9.4	3.2
	<b>Total</b>	<b>West Bank</b>	<b>Gaza Strip</b>
<b>21) Does any of the established and well-known Palestinian political parties (organisations) represent your views / opinions and political values today?</b>			
1) Yes.	38.0	35.2	42.8
2) No.	55.6	56.6	53.9
3) No opinion/Don't know	6.4	8.2	3.4